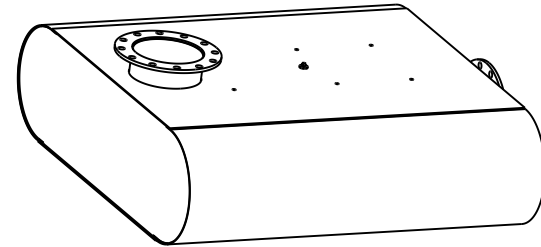




TOP VIEW
SCALE 0.035



BOTTOM VIEW
SCALE 0.035

NOTES:

1. MATERIAL CARBON STEEL.
2. SILENCER IS DESIGNED TO SUPPORT OWN WEIGHT ONLY.
3. STANDARD MAXIM CONSTRUCTION TOLERANCE APPLY $\pm 1/4"$.
4. ALL WELDED CONSTRUCTION.
5. DRAWING SUBJECT TO CHANGE WITHOUT NOTICE.

REV. NO.	REV. BY	MM/DD/YY	DATE	DESCRIPTION	
XX	XX	MM/DD/YY	DATE	XXXXXXXXXXXXXXXX	
ALL DIMENSIONS IN INCHES UNLESS OTHERWISE SPECIFIED. TOLERANCES APPLY ON CRITICAL DIMENSION(S) AS SHOWN BELOW: $\pm 1/4"$ IMP FRAC; ± 0.25 IMP DEC ± 0.35 MM METRIC; $\pm 2^\circ$ ANGULAR				DRAWING TYPE: SALES DRAWN BY: AS DATE: 10/4/17 APPROVED BY: DATE:	 10635 Brighton Lane Stafford, TX, 77477 PH (832) 554-0980 FX (832) 554-0990 www.maximsilencers.com
DIM HOLD - CRITICAL DIMENSION THE INFORMATION HEREIN IS THE PROPERTY OF MAXIM SILENCERS. TRANSMITTAL TO OTHERS OR USE EXCEPT THAT FOR WHICH IT IS PROVIDED IS STRICTLY PROHIBITED. DO NOT SCALE DRAWING.				TITLE: SILENCER, ENCLOSURE, THIN LINE, SUPER CRITICAL GRADE REF #: 03 EST. WEIGHT: 790 LBS MAXIM MODEL NO.: MR42-10C1 DRAWING NO.: STANDARD REV: 00	
THIRD ANGLE PROJECTION				ORDER: SHIP DATE: PROJECT/SALES ORDER NO. EXTERNAL FINISH: HT BLACK PAINT SHEET: 1 OF 1	