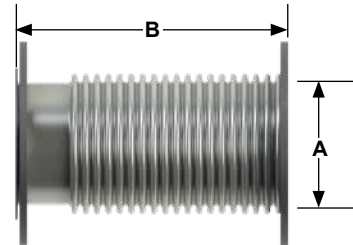


# M-10 FLEX CONNECTORS

## Corrugated Flex Connectors

### Floating ANSI Flange / ANSI Flange

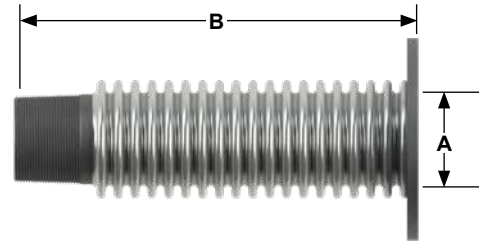
Part Number	A	B	WT
M-10-1F1-3518	3.5	18	18
M-10-1F1-418	4	18	20
M-10-1F1-518	5	18	24
M-10-1F1-618	6	18	28
M-10-1F1-818	8	18	39
M-10-1F1-1018	10	18	51
M-10-1F1-1218	12	18	64



### Male NPT / ANSI Flange

Part Number	A	B	WT
M-10-21-218	2	18	9
M-10-21-2518	2.5	18	10
M-10-21-318	3	18	12
M-10-21-3518	3.5	18	14
M-10-21-418	4	18	16

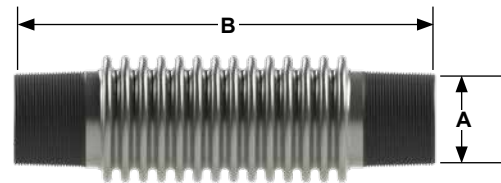
Threaded pipe nipples may be replaced with plain pipe stubs.



### Male NPT / Male NPT

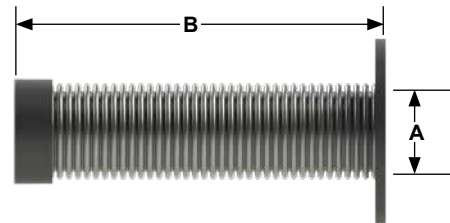
Part Number	A	B	WT
M-10-22-218	2	18	6
M-10-22-2518	2.5	18	6
M-10-22-318	3	18	8
M-10-22-3518	3.5	18	10
M-10-22-418	4	18	11

Threaded pipe nipples may be replaced with plain pipe stubs.



### Female Half Coupling / ANSI Flange

Part Number	A	B	WT
M-10-31-218	2	18	9
M-10-31-2518	2.5	18	10
M-10-31-318	3	18	12
M-10-31-3518	3.5	18	15
M-10-31-418	4	18	16



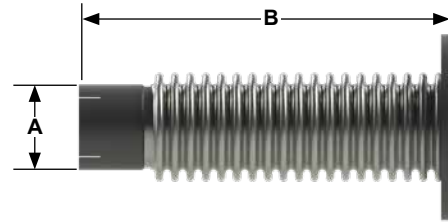
- All dimensions are in inches. All weights are in pounds. Weights are approximate.
- Other sizes available, call for details.
- All ANSI flanges may be replaced with a standard Caterpillar, Cummins, or MTU engine flanges.
- Flex is 321 stainless steel. End connections are carbon steel. Connections available in stainless steel.

# M-10 FLEX CONNECTORS

## Corrugated Flex Connectors

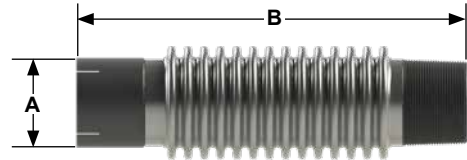
### Slotted ID Cuff / ANSI Flange

Part Number	A	B	WT
M-10-41-218	2	18	9
M-10-41-2518	2.5	18	10
M-10-41-318	3	18	10
M-10-41-3518	3.5	18	13
M-10-41-418	4	18	14
M-10-41-518	5	18	16
M-10-41-618	6	18	19



### Slotted ID Cuff / Male NPT

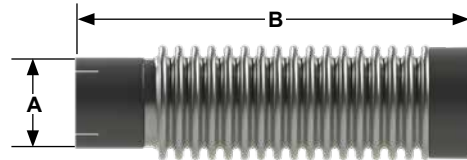
Part Number	A	B	WT
M-10-42-218	2	18	5
M-10-42-2518	2.5	18	6
M-10-42-318	3	18	7
M-10-42-3518	3.5	18	8
M-10-42-418	4	18	9



Threaded pipe nipples may be replaced with plain pipe stubs.

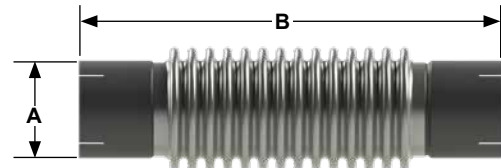
### Slotted ID Cuff / Female Half Coupling

Part Number	A	B	WT
M-10-43-218	2	18	5
M-10-43-2518	2.5	18	6
M-10-43-318	3	18	6
M-10-43-3518	3.5	18	8
M-10-43-418	4	18	9



### Slotted ID Cuff / Slotted ID Cuff

Part Number	A	B	WT
M-10-44-218	2	18	5
M-10-44-2518	2.5	18	5
M-10-44-318	3	18	5
M-10-44-3518	3.5	18	6
M-10-44-418	4	18	7
M-10-44-518	5	18	8
M-10-44-618	6	18	10
M-10-44-818	8	18	12
M-10-44-1018	10	18	17



Tube ends may be substituted

- All dimensions are in inches. All weights are in pounds. Weights are approximate.
- Other sizes available, call for details.
- All ANSI flanges may be replaced with a standard Caterpillar, Cummins, or MTU engine flanges.
- Flex is 321 stainless steel. End connections are carbon steel. Connections available in stainless steel.

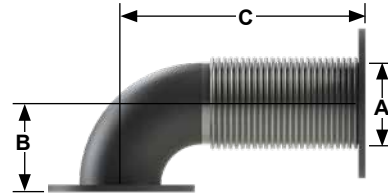


# M-10 FLEX CONNECTORS

## Corrugated Flex Connectors

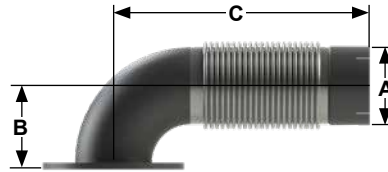
### Floating ANSI Flange / 90° Elbow / Floating ANSI Flange

Part Number	A	B	C	WT
M-10-1F61F-600-B65C18	6	6.5	18	27
M-10-1F61F-800-B9C24	8	9	24	48
M-10-1F61F-1000-B11C24	10	11	24	63
M-10-1F61F-1200-B13C24	12	13	24	84



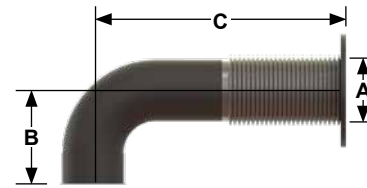
### Floating ANSI Flange / 90° Elbow / Slotted ID Cuff

Part Number	A	B	C	WT
M-10-1F64-400-B45C18	4	4.5	18	14
M-10-1F64-500-B55C19	5	5.5	19	18
M-10-1F64-600-B65C20	6	6.5	20	22



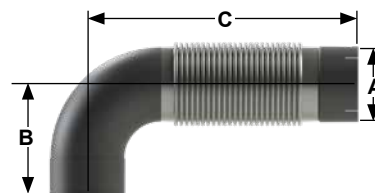
### Flared Flange / 90° Elbow / Floating ANSI Flange

Part Number	A	B	C	WT
M-10-761F-500-B8C23.25	5	8	23.25	19
M-10-761F-600-B9C24.50	6	9	24.50	23



### Flared Flange / 90° Elbow / Slotted ID Cuff


Part Number	A	B	C	WT
M-10-764-350-B5C18	3.5	5	18	7
M-10-764-400-B5.5C18	4	5.5	18	9
M-10-764-500-B8C20	5	8	20	12
M-10-764-600-B9C22	6	9	22	16



### Machined Turbo Flange / 90° Elbow / Floating ANSI Flange

Part Number	A	B	C	WT
M-10-861F-500-B6.63C23.25	5	6.63	23.25	21
M-10-861F-600-B7.63C24.50	6	7.63	24.50	26

Both 5" and 6" connectors are equipped with a 5" machined turbo flange.



- All dimensions are in inches. All weights are in pounds. Weights are approximate.
- Other sizes available, call for details.
- All ANSI flanges may be replaced with a standard Caterpillar, Cummins, or MTU engine flanges.
- Flex is 321 stainless steel. End connections are carbon steel. Connections available in stainless steel.