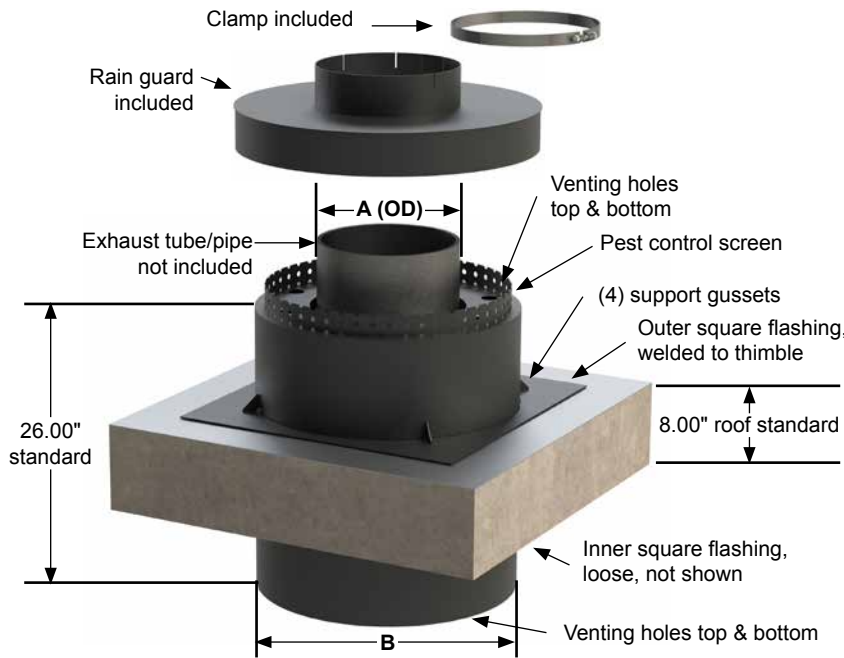


M-20 THIMBLES

Wall and Roof Thimbles



Wall and Roof Thimbles

- When calculating height thimble must have a 9" clearance on each side of the wall or roof.
- To prevent warping, outer flashing is not welded 100%.
- Be sure to include correct roof pitch on all roof applications. There is an additional charge for non-flat roof applications.
- Conforms to NFPA 37 and 110.
- Thimbles have been sized for standard (8") thick walls and roofs.
- Thermal barrier used within the thimbles is composed of high density, type "E" fibers, fibrous glass heavy-duty insulation.
- Please apply high-temp silicone caulking where needed.
- Pest Control Screen adds 2"-3" to exterior height.

Type A (Combustible Walls Only)				Type B (Roof & Non-Combustible Walls)			
Part Number	A (OD)	B	WT	Part Number	A (OD)	B	WT
M-20-A-200	2	14	52	M-20-B-200	2	9	38
M-20-A-238	2.38	15	53	M-20-B-238	2.38	9	39
M-20-A-250	2.5	15	53	M-20-B-250	2.5	9	39
M-20-A-288	2.88	15	57	M-20-B-288	2.88	10	43
M-20-A-300	3	15	57	M-20-B-300	3	10	43
M-20-A-350	3.5	16	58	M-20-B-350	3.5	10	44
M-20-A-400	4	16	66	M-20-B-400	4	11	46
M-20-A-450	4.5	17	68	M-20-B-450	4.5	11	49
M-20-A-500	5	17	88	M-20-B-500	5	12	60
M-20-A-556	5.56	18	90	M-20-B-556	5.56	12	61
M-20-A-600	6	18	98	M-20-B-600	6	13	69
M-20-A-663	6.63	19	100	M-20-B-663	6.63	13	70
M-20-A-800	8	20	114	M-20-B-800	8	15	84
M-20-A-863	8.63	21	117	M-20-B-863	8.63	15	86
M-20-A-1000	10	22	130	M-20-B-1000	10	17	104
M-20-A-1075	10.75	23	136	M-20-B-1075	10.75	17	108
M-20-A-1200	12	24	146	M-20-B-1200	12	19	117
M-20-A-1275	12.75	25	150	M-20-B-1275	12.75	19	121
M-20-A-1400	14	26	159	M-20-B-1400	14	20	131
M-20-A-1600	16	28	175	M-20-B-1600	16	22	145
M-20-A-1800	18	30	218	M-20-B-1800	18	26	180

Standard Schedule Pipe	
Pipe Size	A (OD)
2	2.38
2.5	2.88
3	3.50
4	4.50
5	5.56
6	6.63
8	8.63
10	10.75
12	12.75
14	14

A - dimension measures the outside diameter of the exhaust tube or pipe

- All dimensions are in inches. All weights are in pounds. Weights are approximate.
- Other sizes available, call for details.
- Carbon steel construction. Available in stainless steel.



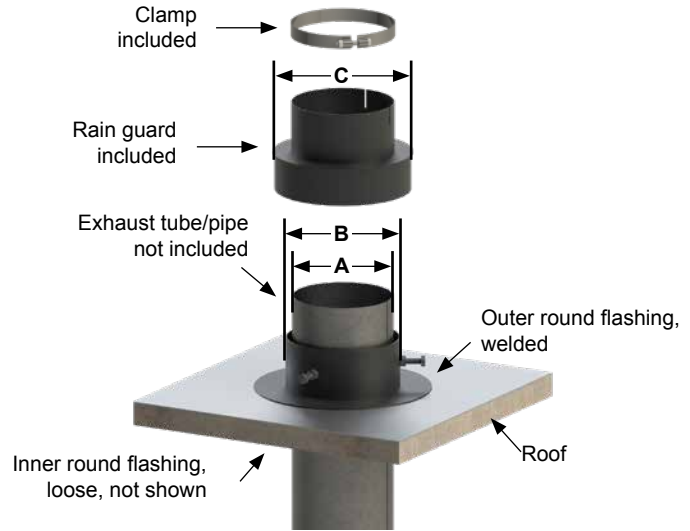
M-21 ROOF JACKS

Roofs Jacks

Rainguards (Cuffed)

Part Number	A	B	C
M-21-C-400	4	5	7
M-21-C-450	4.5	5.5	7.5
M-21-C-500	5	6	8
M-21-C-556	5.56	6.5	8.5
M-21-C-600	6	7	9
M-21-C-663	6.63	7.8	10
M-21-C-800	8	9	11
M-21-C-863	8.63	9.8	12
M-21-C-1000	10	11	13
M-21-C-1075	10.75	12	14
M-21-C-1200	12	13	15
M-21-C-1275	12.75	14	16

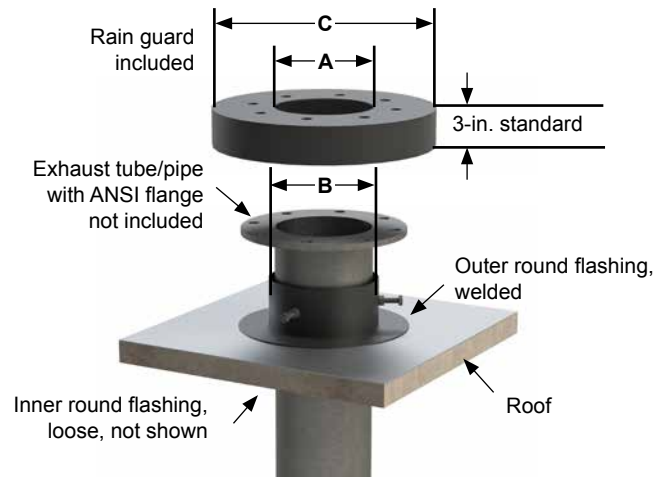
Clamp included. Roof jacks are designed for non-combustible metal enclosures only.



Rainguards (Flanged)

Part Number	A	B	C
M-21-F-400	4	5	15
M-21-F-450	4.5	5.5	15
M-21-F-500	5	6	15
M-21-F-556	5.56	6.5	15
M-21-F-600	6	7	15
M-21-F-663	6.63	7.8	15
M-21-F-800	8	9	18
M-21-F-863	8.63	9.8	18
M-21-F-1000	10	11	20
M-21-F-1075	10.75	12	20
M-21-F-1200	12	13	24
M-21-F-1275	12.75	14	24

Roof jacks are designed for non-combustible metal enclosures only.



CAUTION

- Roof jacks are designed for non-combustible metal enclosures only.
- Avoid potential fire hazard. Product should never be exposed to combustible material. DO NOT USE if combustible materials are present.
- Refer to Wall and Roof Thimbles for applications where combustible materials will come in contact with the product.

- All dimensions are in inches.
- Other sizes available, call for details.
- Available in stainless steel.