

RESIDENTIAL LOW PROFILE PANCAKE CHAMBER

22 to 28 dBA Noise Reduction

MD22 OVERVIEW

The MD22 is engineered to provide a residential grade attenuation while minimizing space usage. It is an excellent choice for packaged power and process skids where space is a premium. Dual inlets and other custom designs can be easily incorporated. Suitable for use where background noise is relatively high and constant. The need for higher degrees of silencing should be minimal.

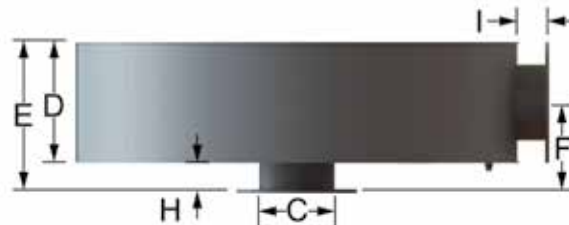
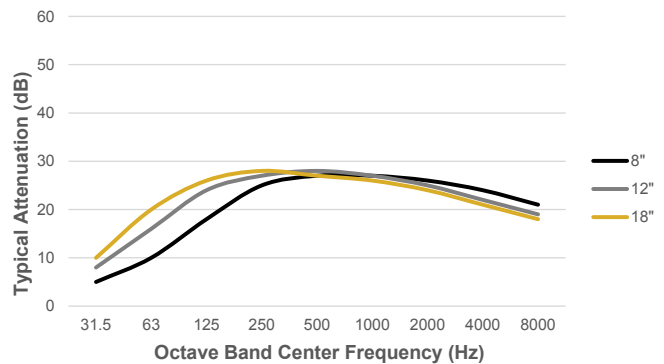
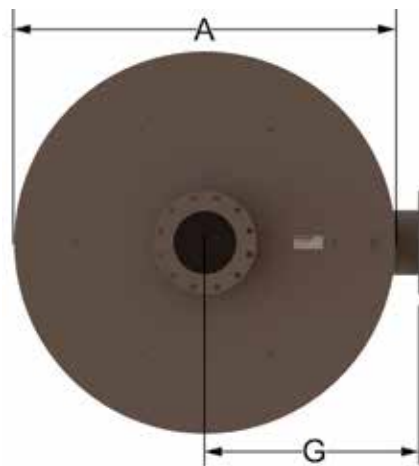
Typical Applications: Internal combustion engines, process skids, genset enclosures, as well as marine engines.

FEATURES

- Heavy duty, welded construction
- Unpacked/Non-insulated design
- ANSI drilled 125/150 lb. flanges on inlet and outlet
- High-temperature, prime coated black finish
- Lift lugs

OPTIONS / ACCESSORIES

- Low surface temperature design
- Stainless steel construction: 304 or 316
- Custom inlet/outlet size, location and multiple orientations available
- Support brackets
- Special paints and finishes available
- 1" to 2" internal insulation available
- Complete range of exhaust accessories



MD22										
Part No.*	Size / ØC	ØA	D	E	F	G	H	I	Est Wt	
MD22-4	4	22	7	11	7.5	15	4	4	103	
MD22-5	5	24	8	12	8	16	4	4	119	
MD22-6	6	28	8.5	12.5	8.25	18	4	4	147	
MD22-8	8	33	13	17	10.5	20.5	4	4	242	
MD22-10	10	41	13	17	10.5	24.5	4	4	329	
MD22-12	12	45	17	21	12.5	26.5	4	4	464	
MD22-14	14	52	18	22	13	30	4	4	539	
MD22-16	16	59	21	25	14.5	33.5	4	4	716	
MD22-18	18	65	23	27	15.5	36.5	4	4	825	

- All dimensions are in inches. All weights are in pounds. Weights are approximate.
- A minimum 3" gap is recommended between the silencer and enclosure roof.
- Low Profile Orientations Available: Side In-End Out, Side In-Side Out, End In-End Out or Dual in options.
- Listed sound data is based on typical performance and should not be considered absolute.
- *See [nomenclature guide](#) for additional information on part number creation.



CRITICAL LOW PROFILE PANCAKE CHAMBER

25 to 32 dBA Noise Reduction

MD32 OVERVIEW

The MD32 is engineered to provide a critical grade attenuation while minimizing space usage. It is an excellent choice for packaged power and process skids where space is a premium. Dual inlets and other custom designs can be easily incorporated. Design not only reduces surface temperature, but also radiated noise. Suitable for use where background noise is extremely low, such as residential or hospital locations away from busy streets.

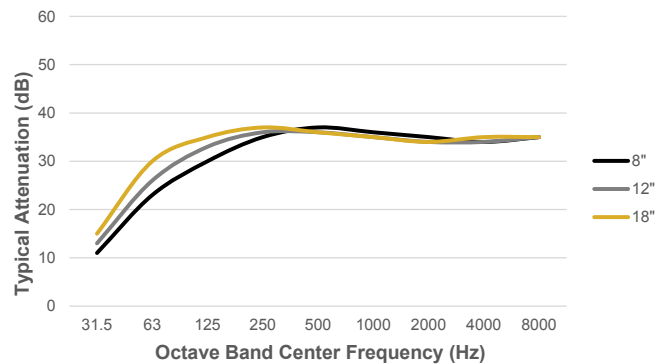
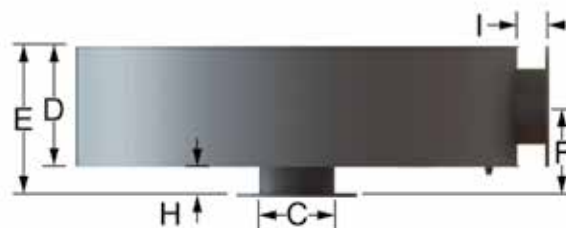

Typical Applications: Internal combustion engines, process skids, genset enclosures, as well as marine engines.

FEATURES

- Heavy duty, welded construction
- Low surface temperature design
- ANSI drilled 125/150 lb. flanges on inlet and outlet
- High-temperature, prime coated black finish
- 2" thick internal insulation within double wall construction
- Lift lugs

OPTIONS / ACCESSORIES

- Stainless steel construction: 304 or 316
- Custom inlet/outlet size, location and multiple orientations available
- Support brackets
- Special paints and finishes available
- 1" internal insulation available
- Complete range of exhaust accessories



MD32

Part No.*	Size / ØC	ØA	D	E	F	G	H	I	Est Wt
MD32-4	4	28	9	13	8.5	18	4	4	130
MD32-5	5	29	11	15	9.5	18.5	4	4	150
MD32-6	6	33	12	16	10	20.5	4	4	192
MD32-8	8	45	14	18	11	26.5	4	4	341
MD32-10	10	52	16	20	12	30	4	4	561
MD32-12	12	62	18	22	13	35	4	4	816
MD32-14	14	64	23	28	16.5	37	5	5	950
MD32-16	16	74	25	30	17.5	42	5	5	1388
MD32-18	18	84	27	32	18.5	47	5	5	1856
MD32-20	20	92	28	33	19	51	5	5	2186

- All dimensions are in inches. All weights are in pounds. Weights are approximate.
- A minimum 3" gap is recommended between the silencer and enclosure roof.
- Low Profile Orientations Available: Side In-End Out, Side In-Side Out, End In-End Out or Dual in options.
- Listed sound data is based on typical performance and should not be considered absolute.
- *See [nomenclature guide](#) for additional information on part number creation.



SUPER CRITICAL LOW PROFILE PANCAKE CHAMBER

30 to 37 dBA Noise Reduction

MD42 OVERVIEW

The MD42 is engineered to provide a super critical grade attenuation while minimizing space usage. It is an excellent choice for packaged power and process skids where space is a premium. Dual inlets and other custom designs can be easily incorporated. Design not only reduces surface temperature, but also radiated noise. Suitable for use where background noise is extremely low, such as residential or hospital locations away from busy streets.

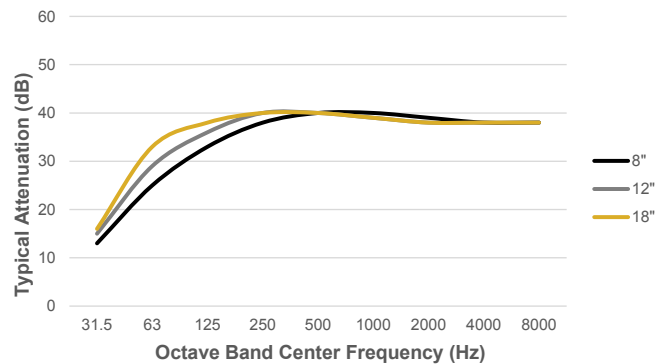
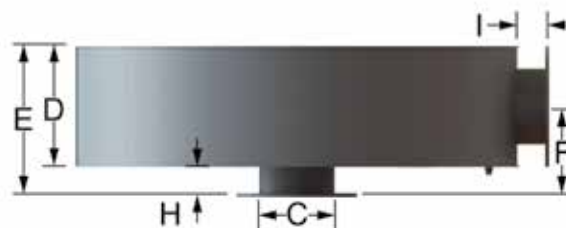

Typical Applications: Internal combustion engines, process skids, genset enclosures, as well as marine engines.

FEATURES

- Heavy duty, welded construction
- Low surface temperature design
- ANSI drilled 125/150 lb. flanges on inlet and outlet
- High-temperature, prime coated black finish
- 2" thick internal insulation within double wall construction
- Lift lugs

OPTIONS / ACCESSORIES

- Stainless steel construction: 304 or 316
- Custom inlet/outlet size, location and multiple orientations available
- Support brackets
- Special paints and finishes available
- 1" internal insulation available
- Complete range of exhaust accessories



MD42										
Part No.*	Size / ØC	ØA	D	E	F	G	H	I	Est Wt	
MD42-4	4	32	10	14	9	20	4	4	165	
MD42-5	5	32	11	15	9.5	20	4	4	174	
MD42-6	6	38	12	16	10	23	4	4	238	
MD42-8	8	52	14	18	11	30	4	4	518	
MD42-10	10	59	16	20	12	33.5	4	4	701	
MD42-12	12	70	18	22	13	39	4	4	984	
MD42-14	14	70	24	29	17	40	5	5	1104	
MD42-16	16	75	28	33	19	42.5	5	5	1518	
MD42-18	18	86	30	35	20	48	5	5	2006	
MD42-20	20	94	32	37	21	52	5	5	2375	

- All dimensions are in inches. All weights are in pounds. Weights are approximate.
- A minimum 3" gap is recommended between the silencer and enclosure roof.
- Low Profile Orientations Available: Side In-End Out, Side In-Side Out, End In-End Out or Dual in options.
- Listed sound data is based on typical performance and should not be considered absolute.
- *See [nomenclature guide](#) for additional information on part number creation.



HOSPITAL LOW PROFILE PANCAKE CHAMBER

35 to 42 dBA Noise Reduction

MD52 OVERVIEW

The MD52 is engineered to provide a hospital grade attenuation while minimizing space usage. It is an excellent choice for packaged power and process skids where space is a premium. Dual inlets and other custom designs can be easily incorporated. Design not only reduces surface temperature, but also radiated noise. Suitable for use where background noise is extremely low, such as residential or hospital locations away from busy streets.

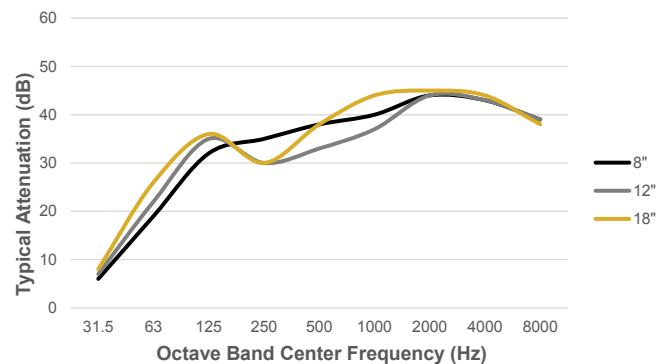
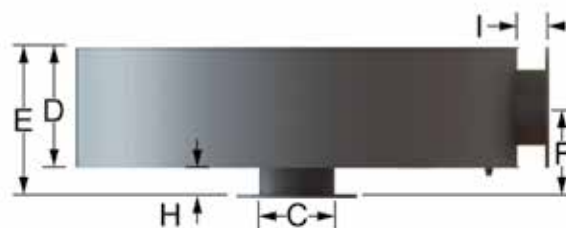

Typical Applications: Internal combustion engines, process skids, genset enclosures, as well as marine engines.

FEATURES

- Heavy duty, welded construction
- Low surface temperature design
- ANSI drilled 125/150 lb. flanges on inlet and outlet
- High-temperature, prime coated black finish
- 2" thick internal insulation within double wall construction
- Lift lugs

OPTIONS / ACCESSORIES

- Stainless steel construction: 304 or 316
- Custom inlet/outlet size, location and multiple orientations available
- Support brackets
- Special paints and finishes available
- 1" internal insulation available
- Complete range of exhaust accessories



MD52										
Part No.*	Size / ØC	ØA	D	E	F	G	H	I	Est Wt	
MD52-4	4	40	12	16	10	24	4	4	259	
MD52-5	5	49	14	18	11	28.5	4	4	413	
MD52-6	6	58	15	19	11.5	33	4	4	653	
MD52-8	8	68	17	21	12.5	38	4	4	906	
MD52-10	10	78	20	24	14	43	4	4	1373	
MD52-12	12	80	23	27	15.5	44	4	4	1544	
MD52-14	14	86	27	32	18.5	48	5	5	1961	
MD52-16	16	100	30	33	20	55	5	5	2598	
MD52-18	18	112	33	38	21.5	61	5	5	3359	
MD52-20	20	120	35	39	22.5	65	5	5	3864	

- All dimensions are in inches. All weights are in pounds. Weights are approximate.
- A minimum 3" gap is recommended between the silencer and enclosure roof.
- Low Profile Orientations Available: Side In-End Out, Side In-Side Out, End In-End Out or Dual in options.
- Listed sound data is based on typical performance and should not be considered absolute.
- *See [nomenclature guide](#) for additional information on part number creation.

