

# MARINE ENGINE / WET EXHAUST SILENCERS

## 15 to 18 dBA Noise Reduction

### MP11 OVERVIEW

Constructed of 316L stainless steel, the MP11 offers good noise attenuation with low pressure drop in marine exhaust systems where water is injected upstream of the silencer. Mixed exhaust flow temperature not to exceed 200°F at silencer inlet.

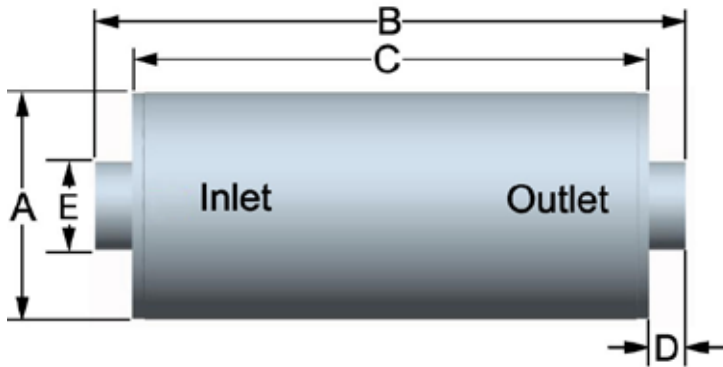
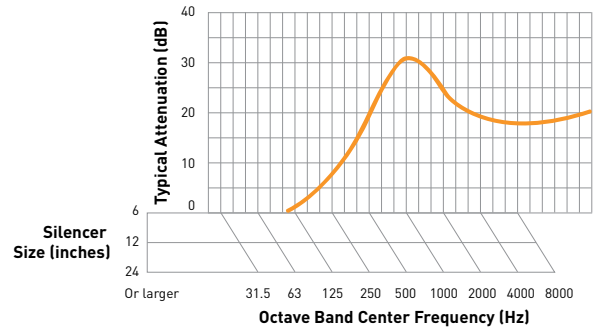
Typical Applications: Internal combustion engines using wet type exhaust

### OPTIONS / ACCESSORIES

- Monel construction
- Flanged connections
- Horizontal or vertical support arrangements
- Complete range of exhaust accessories

### FEATURES

- Advanced acoustical design
- Reduces noxious fumes and odors
- Thick wall construction for high transmission loss
- All welded construction and long service life
- Standard pipe size O.D. stubs
- Easy installation in any position



MP11						
Part No.*	Size / ØE	ØA	B	C	D	Est Wt
MP11-4	4	10.75	24	18	3	43
MP11-4.5	4.5	10.75	24	18	3	43
MP11-5	5	12.75	30	24	3	63
MP11-6	6	12.75	30	24	3	65
MP11-8	8	14.5	48	36	6	123
MP11-10	10	16.75	60	48	6	191
MP11-12	12	18.75	72	60	6	225

• All dimensions are in inches. All weights are in pounds. Weights are approximate.  
 • Listed sound data is based on typical performance and should not be considered absolute.  
 • \*See [nomenclature guide](#) for additional information on part number creation.



# MARINE ENGINE / WET EXHAUST SILENCERS

## 20 to 25 dBA Noise Reduction

### MP31 OVERVIEW

Constructed of 316L stainless steel, the MP31 offers very good noise attenuation with medium pressure drop in marine exhaust systems where water is injected upstream of the silencer. Mixed exhaust flow temperature not to exceed 200 °F at silencer inlet.

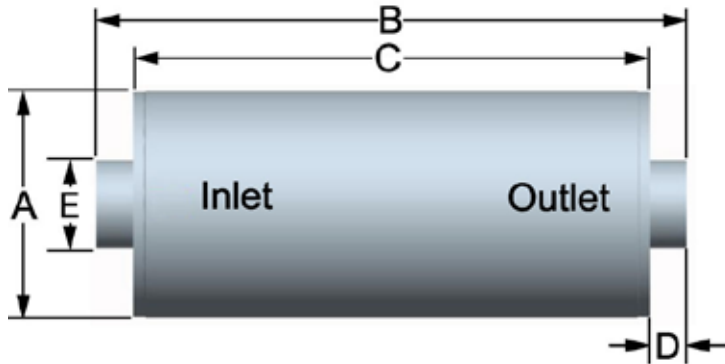
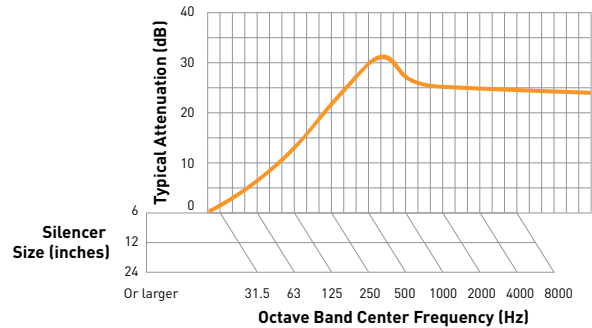
Typical Applications: Internal combustion engines using wet type exhaust

### OPTIONS / ACCESSORIES

- Monel construction
- Flanged connections
- Horizontal or vertical support arrangements
- Complete range of exhaust accessories

### FEATURES

- Advanced acoustical design
- Reduces noxious fumes and odors
- Thick wall construction for high transmission loss
- All welded construction and long service life
- Standard pipe size O.D. stubs
- Easy installation in any position



MP31						
Part No.*	Size / ØE	ØA	B	C	D	Est Wt
MP31-4	4	8.75	30	24	3	39
MP31-4.5	4.5	10.75	36	30	3	61
MP31-5	5	10.75	36	30	3	61
MP31-6	6	12.75	42	36	3	94
MP31-8	8	16.75	60	48	6	143
MP31-10	10	20.25	70	58	6	230
MP31-12	12	24.25	82	70	6	327

- All dimensions are in inches. All weights are in pounds. Weights are approximate.
- Listed sound data is based on typical performance and should not be considered absolute.
- \*See [nomenclature guide](#) for additional information on part number creation.



# MARINE ENGINE / WET EXHAUST SILENCERS

## 30 to 35 dBA Noise Reduction

### MP41 OVERVIEW

Constructed of 316L stainless steel, the MP41 offers very high noise attenuation in marine exhaust systems where water is injected upstream of the silencer. Mixed exhaust flow temperature not to exceed 200 °F at silencer inlet.

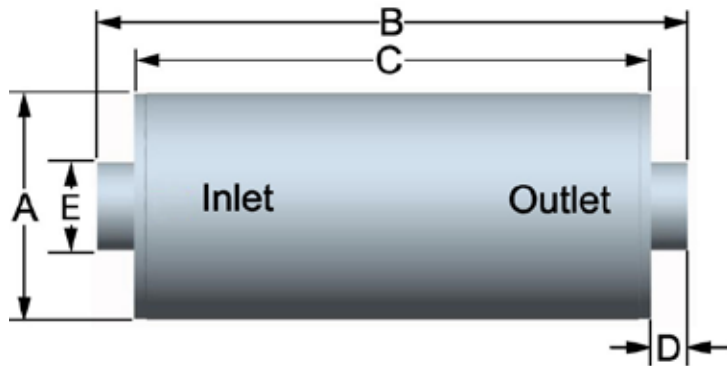
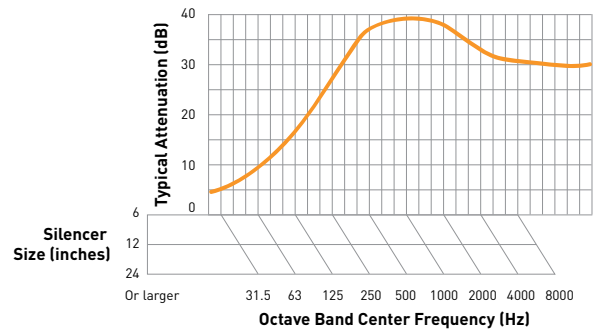
Typical Applications: Internal combustion engines using wet type exhaust

### OPTIONS / ACCESSORIES

- Monel construction
- Flanged connections
- Horizontal or vertical support arrangements
- Complete range of exhaust accessories

### FEATURES

- Advanced acoustical design
- Reduces noxious fumes and odors
- Thick wall construction for high transmission loss
- All welded construction and long service life
- Standard pipe size O.D. stubs
- Easy installation in any position



MP41						
Part No.*	Size / ØE	ØA	B	C	D	Est Wt
MP41-4	4	10.75	54	48	3	83
MP41-4.5	4.5	12.75	54	48	3	103
MP41-5	5	12.75	54	48	3	103
MP41-6	6	14.75	54	48	3	118
MP41-8	8	18.75	60	48	6	167
MP41-10	10	22.25	70	58	6	235
MP41-12	12	26.25	82	70	6	334

- All dimensions are in inches. All weights are in pounds. Weights are approximate.
- Listed sound data is based on typical performance and should not be considered absolute.
- \*See [nomenclature guide](#) for additional information on part number creation.