

# INDUSTRIAL CHAMBER SILENCER

## 15 to 20 dBA Noise Reduction

### M11 OVERVIEW

The M11 is engineered for light industrial areas where background noise is relatively high and constant. The need for higher degrees of silencing should be minimal, keeps engine exhaust noise within existing levels.


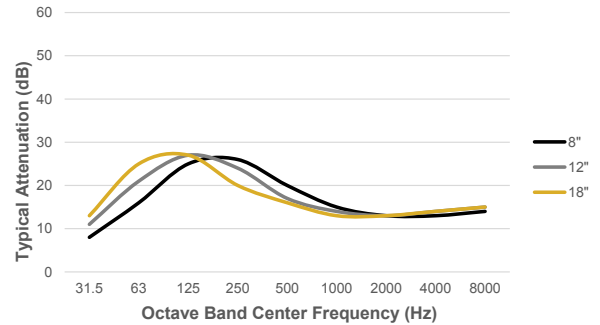
Typical application: Internal combustion engine exhausts in light industry areas with relatively constant background noise.

### FEATURES

- Advanced acoustical design
- Heavy duty, all welded construction and long service life
- Easily installed in any position
- High heat silicone black finish
- Connections: Sizes 3.5 and under MNPT, 4 and up ANSI pattern flanged
- Two chambers
- Drain connection

### OPTIONS / ACCESSORIES

- Explosion relief cover
- Flexible connectors
- Companion flanges
- Cleanout openings
- Custom inlet/outlet size, location and multiple orientations available
- Horizontal or vertical support arrangements
- Aluminized steel, Stainless Steel 304 or 316 construction available
- Special paints and finishes available
- Complete range of exhaust accessories



### M11

Part No.*	Size / ØC	ØA	B	N Min	N Max	O	P	R Min	R Max	S	H	Est Wt
M11-1.5	1.5	6	20	3		6	17	3		14	3	10
M11-2	2	6	20	3.5		6	17	3.5		14	3	11
M11-2.5	2.5	7	20	4		6.5	17	4		14	3	15
M11-3	3	8	24	4		7	21	4		18	3	20
M11-3.5	3.5	9	26	4.5	-Consult Factory-	7.5	23	4.5	-Consult Factory-	20	3	26
M11-4	4	10	30	5		9	26	5		22	4	40
M11-5	5	12	34	6		10	30	6		26	4	51
M11-6	6	14	41	6.5		11	37	6.5		33	4	75
M11-8	8	16	48	8.5		12	44	8.5		40	4	108
M11-10	10	18	50	9.5		13	46	9.5		42	4	138
M11-12	12	22	60	11.5		15	56	11.5		52	4	203
M11-14	14	30	70	13.5		20	65	13.5		60	5	394
M11-16	16	36	80	16.5		23	75	16.5		70	5	535
M11-18	18	40	90	17.5		25	85	17.5		80	5	858

- All dimensions are in inches. All weights are in pounds. Weights are approximate.
- Listed sound data is based on typical performance and should not be considered absolute.
- \*See [nomenclature guide](#) for additional information on part number creation.



# RESIDENTIAL CHAMBER SILENCER

## 20 to 25 dBA Noise Reduction

### M22 OVERVIEW

The M22 is engineered for residential and light industrial areas where background noise is relatively high and constant. The need for higher degrees of silencing should be minimal, keeps engine exhaust noise within existing levels.

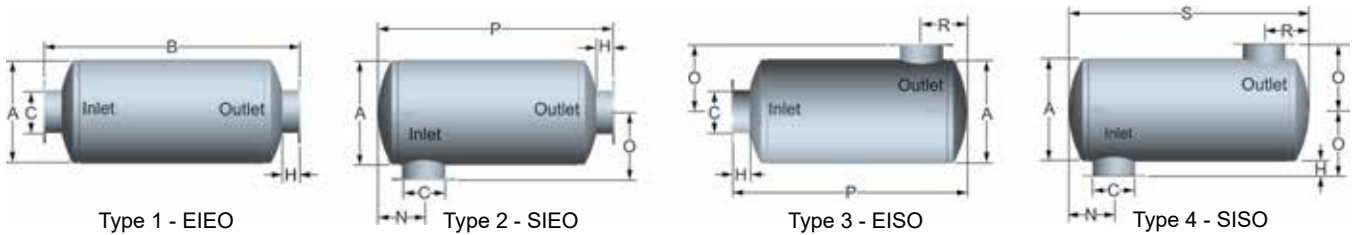
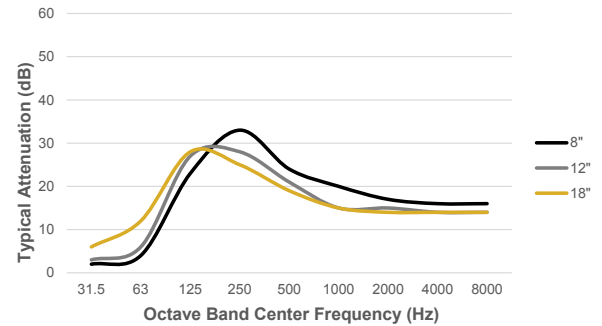
Typical application: Internal combustion engine exhausts in neighborhoods having high traffic or light industry with relatively constant background noise. Residents in these areas are typically accustomed to the noise or make some efforts to shield themselves from the ever present background noise.

### FEATURES

- Advanced acoustical design
- Heavy duty, all welded construction and long service life
- Easily installed in any position
- High heat silicone black finish
- Connections: ANSI pattern flanged
- Two chambers
- Drain connection

### OPTIONS / ACCESSORIES

- Explosion relief cover
- Flexible connectors
- Companion flanges
- Cleanout openings
- Custom inlet/outlet size, location and multiple orientations available
- Horizontal or vertical support arrangements
- Aluminized steel, Stainless Steel 304 or 316 construction available
- Special paints and finishes available
- Complete range of exhaust accessories



M22												
Part No.*	Size / ØC	ØA	B	N Min	N Max	O	P	R Min	R Max	S	H	Est Wt
M22-4	4	14	36	6	11	11	32	6		28	4	60
M22-5	5	16	43	7	15	12	39	7		35	4	80
M22-6	6	18	49	7.5	18	13	45	7.5		41	4	102
M22-8	8	22	59	9.5	23	15	55	9.5		51	4	170
M22-10	10	26	64	11.5	26	17	60	11.5		56	4	270
M22-12	12	30	77	13	32	19	73	13		69	4	415
M22-14	14	36	83	15.5	34	23	78	15.5		73	5	550
M22-16	16	40	90	16.5	36	25	85	16.5		80	5	784
M22-18	18	45	96	18	39	27.5	91	18		86	5	931
M22-20	20	50	109	20.5	47	30	104	20.5		99	5	1357
M22-22	22	54	119	22.5	50	32	114	22.5		109	5	1764
M22-24	24	60	125	24	56	35	120	24		115	5	2105
M22-26	26	64	140	25.5	61	37	135	25.5		13	5	2477
M22-28	28	68	155	26.5	69	39	150	26.5		145	5	2856
M22-30	30	72	166	28	75	41	161	28		156	5	3259

- All dimensions are in inches. All weights are in pounds. Weights are approximate.
- Listed sound data is based on typical performance and should not be considered absolute.
- \*See [nomenclature guide](#) for additional information on part number creation.



# CRITICAL CHAMBER SILENCER

## 25 to 32 dBA Noise Reduction

### M32 OVERVIEW

The M32 is engineered for residential areas where background noise is present, but not objectionable. In these areas, installation of an M32 on an engine exhaust is intended to bring the noise level down to match the ambient noise levels.

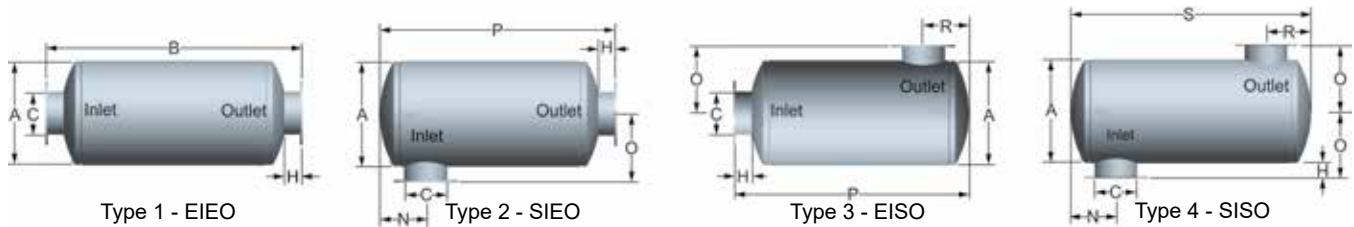
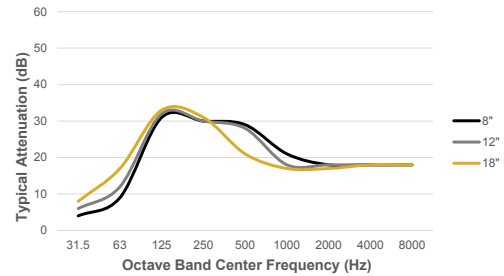
Typical application: Internal combustion engine exhausts in quieter residential area off main traffic areas and away from constant noise sources.

### FEATURES

- Advanced acoustical design
- Heavy duty, all welded construction and long service life
- Easily installed in any position
- High heat silicone black finish
- Connections: Sizes 3.5 and under MNPT, 4 and up ANSI pattern flanged
- Two chambers
- Drain connection

### OPTIONS / ACCESSORIES

- Explosion relief cover
- Flexible connectors
- Companion flanges
- Cleanout openings
- Custom inlet/outlet size, location and multiple orientations available
- Horizontal or vertical support arrangements
- Aluminized steel, Stainless Steel 304 or 316 construction available
- Special paints and finishes available
- Complete range of exhaust accessories



M32												
Part No.*	Size / ØC	ØA	B	N Min	N Max	O	P	R Min	R Max	S	H	Est Wt
M32-1	1	6	20	3	5	6	17	3		14	3	10
M32-1.5	1.5	9	30	4	11	7.5	27	4		24	3	23
M32-2	2	9	30	4.5	11	7.5	27	4.5		24	3	24
M32-2.5	2.5	10	34	5	12	8	31	5		28	3	33
M32-3	3	12	38	5.5	15	9	35	5.5		32	3	50
M32-3.5	3.5	14	42	6	16	10	39	6		36	3	65
M32-4	4	14	48	6	17	11	44	6		40	4	75
M32-5	5	16	57	7	23	12	53	7		49	4	100
M32-6	6	18	63	8	25	13	59	8		55	4	126
M32-8	8	22	74	9.5	32	15	70	9.5		66	4	203
M32-10	10	26	87	11.5	39	17	83	11.5		79	4	352
M32-12	12	30	102	13	45	19	98	13		94	4	519
M32-14	14	36	109	15.5	46	23	104	15.5		99	5	674
M32-16	16	40	119	16.5	51	25	114	16.5		109	5	973
M32-18	18	45	127	18	56	27.5	122	18		117	5	1165
M32-20	20	50	137	20.5	61	30	132	20.5		127	5	1656
M32-22	22	54	149	22.5	67	32	144	22.5		139	5	2107
M32-24	24	60	162	24	74	35	157	24		152	5	2566
M32-26	26	64	183	25.5	85	37	178	25.5		173	5	3031
M32-28	28	68	200	26.5	93	39	195	26.5		190	5	3468
M32-30	30	72	216	28	102	41	211	28		206	5	3992

-Consult Factory-

- All dimensions are in inches. All weights are in pounds. Weights are approximate.
- Listed sound data is based on typical performance and should not be considered absolute.
- \*See [nomenclature guide](#) for additional information on part number creation.



# SUPER CRITICAL CHAMBER SILENCER

## 30 to 38 dBA Noise Reduction

### M42 OVERVIEW

The M42 is engineered for quiet residential areas where background noise is relatively low, and super critical grade silencing is required.

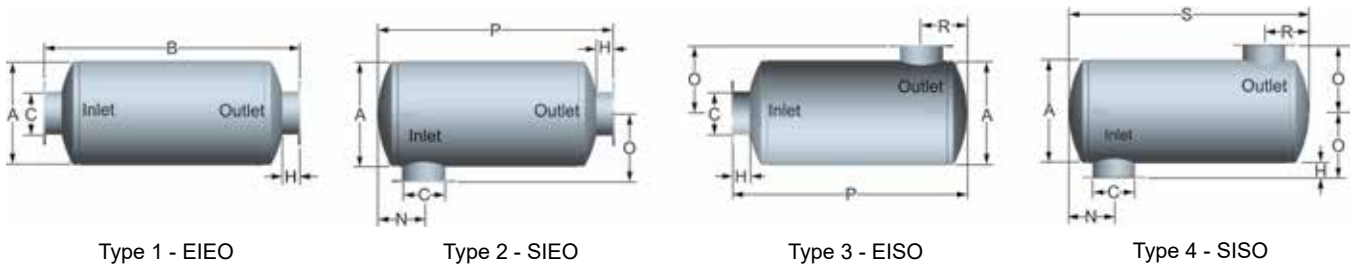
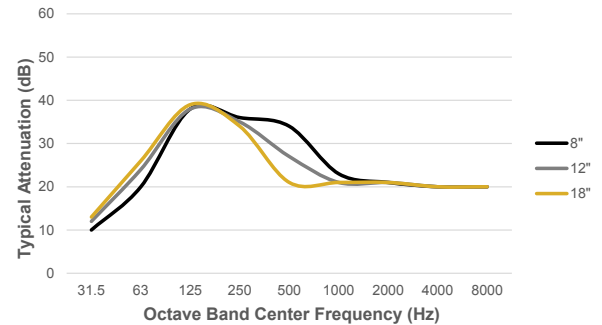
Typical application: Internal combustion engine exhausts in truly quiet residential areas where ambient noise levels are very low and the sound of birds singing and the soft hum of air conditioning units may be the noticeable noise features.

### FEATURES

- Advanced acoustical design
- Heavy duty, all welded construction and long service life
- Easily installed in any position
- High heat silicone black finish
- Connections: ANSI pattern flanged
- Two chambers
- Drain connection

### OPTIONS / ACCESSORIES

- Explosion relief cover
- Flexible connectors
- Companion flanges
- Cleanout openings
- Custom inlet/outlet size, location and multiple orientations available
- Horizontal or vertical support arrangements
- Aluminized steel, Stainless Steel 304 or 316 construction available
- Special paints and finishes available
- Complete range of exhaust accessories



M42												
Part No.*	Size / ØC	ØA	B	N Min	N Max	O	P	R Min	R Max	S	H	Est Wt
M42-4	4	16	51	6.5	18	12	47	6.5		43	4	90
M42-5	5	18	62	7	24	13	58	7		54	4	120
M42-6	6	22	69	8.5	26	15	65	8.5		61	4	175
M42-8	8	26	82	10	32	17	78	10		74	4	304
M42-10	10	30	102	12	45	19	98	12		94	4	484
M42-12	12	36	112	15	51	22	108	15		104	4	659
M42-14	14	40	120	15.5	52	25	115	15.5		110	5	930
M42-16	16	45	126	17	55	27.5	121	17		116	5	1140
M42-18	18	50	135	19.5	60	30	130	19.5		125	5	1623
M42-20	20	54	149	21.5	67	32	144	21.5		139	5	2055
M42-22	22	60	157	23	72	35	152	23		147	5	2464
M42-24	24	64	164	24.5	75	37	159	24.5		154	5	2803
M42-26	26	68	184	25.5	85	39	179	25.5		174	5	3282
M42-28	28	72	205	27	97	41	200	27		195	5	3788
M42-30	30	78	220	28.5	104	44	215	28.5		210	5	5293

- All dimensions are in inches. All weights are in pounds. Weights are approximate.
- Listed sound data is based on typical performance and should not be considered absolute.
- \*See [nomenclature guide](#) for additional information on part number creation.



# HOSPITAL CHAMBER SILENCER

## 35 to 42 dBA Noise Reduction

### M52 OVERVIEW

The M52 is engineered for reactive hospital grade noise reduction in heavy industrial areas where machinery operates continuously around a quiet locality. Suitable locations include hospitals, schools and quiet residential districts.

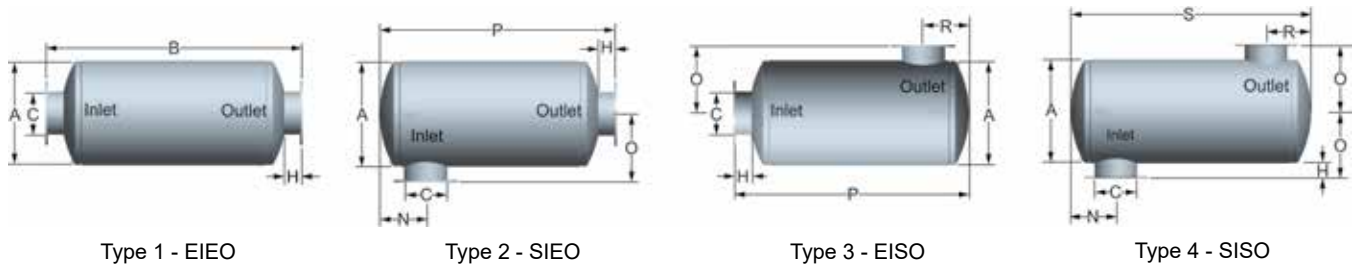
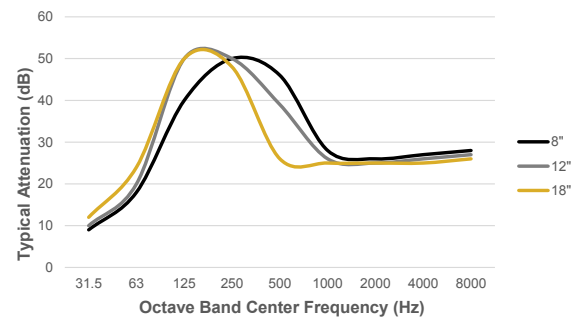
Typical application: Internal combustion engine exhausts in extremely low background noise areas, such as residential or hospital locations away from busy streets.

### FEATURES

- Advanced acoustical design
- Heavy duty, all welded construction and long service life
- Easily installed in any position
- High heat silicone black finish
- Connections: ANSI pattern flanged
- Sizes 6 and under are two chambered, 8 and above are three chambers
- Drain connection

### OPTIONS / ACCESSORIES

- Explosion relief cover
- Flexible connectors
- Companion flanges
- Cleanout openings
- Custom inlet/outlet size, location and multiple orientations available
- Horizontal or vertical support arrangements
- Aluminized steel, Stainless Steel 304 or 316 construction available
- Special paints and finishes available
- Complete range of exhaust accessories



M52												
Part No.*	Size / ØC	ØA	B	N Min	N Max	O	P	R Min	R Max	S	H	Est Wt
M52-4	4	18	62	7	26	13	58	7		54	4	177
M52-5	5	22	74	9	32	15	70	9		66	4	271
M52-6	6	26	85	11	38	17	81	11		77	4	342
M52-8	8	30	103	12	26	19	99	12		95	4	548
M52-10	10	36	118	14	32	22	114	14		110	4	783
M52-12	12	36	130	14	36	22	126	14		122	4	870
M52-14	14	40	145	17	37	25	140	17		135	5	1242
M52-16	16	45	156	19	39	27.5	151	19		146	5	1543
M52-18	18	50	171	21	44	30	166	21		161	5	2252
M52-20	20	54	185	22	48	32	180	22		175	5	2818
M52-22	22	60	199	24	51	35	194	24		189	5	3429
M52-24	24	64	212	26	54	37	207	26		202	5	3916
M52-26	26	68	235	27	60	39	230	27		222	5	4576
M52-28	28	72	268	29	71	41	263	29		258	5	5390
M52-30	30	78	278	32	73	44	273	32		268	5	7246

- All dimensions are in inches. All weights are in pounds. Weights are approximate.
- Listed sound data is based on typical performance and should not be considered absolute.
- \*See [nomenclature guide](#) for additional information on part number creation.



# HOSPITAL PLUS CHAMBER SILENCER

## 35 to 50 dBA Noise Reduction

### M62 OVERVIEW

The M62 is engineered for a high degree of silencing in areas requiring hospital plus grade noise reductions. The M62 is a reactive silencer with absorptive type features without resorting to multiple silencers in series or custom designed silencers.

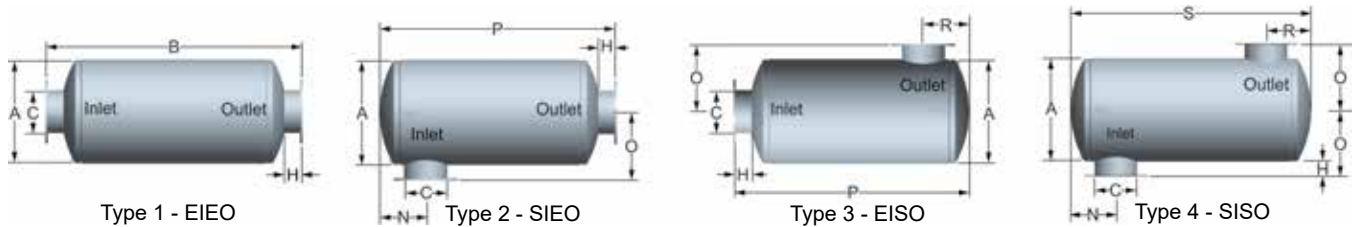
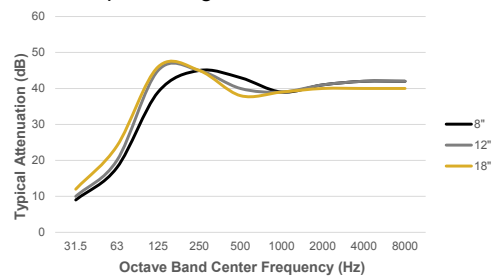
Typical application: Internal combustion engine exhausts in extremely low background noise areas, such as residential or hospital locations away from busy streets.

### FEATURES

- Advanced acoustical design
- Heavy duty, all welded construction and long service life
- Easily installed in any position
- High heat silicone black finish
- Connections: Sizes 3.5 and under MNPT, 4 and up ANSI pattern flanged
- Sizes 6 and under are two chambered, 8 and above are three chambers
- Drain connection

### OPTIONS / ACCESSORIES

- Explosion relief cover
- Flexible connectors
- Companion flanges
- Cleanout openings
- Custom inlet/outlet size, location and multiple orientations available
- Horizontal or vertical support arrangements
- Aluminized steel, Stainless Steel 304 or 316 construction available
- Special paints and finishes available
- Complete range of exhaust accessories



M62												
Part No.*	Size / ØC	ØA	B	N Min	N Max	O	P	R Min	R Max	S	H	Est Wt
M62-1.5	1.5	9	36	3.5	14	7.5	33	3.5		30	3	60
M62-2	2	10	40	4.5	16	8	37	4.5		34	3	68
M62-2.5	2.5	12	46	5.5	20	9	43	5.5		40	3	98
M62-3	3	14	50	6	21	10	47	6		44	3	126
M62-3.5	3.5	16	54	7	23	11	51	7		48	3	154
M62-4	4	18	62	7	26	13	58	7		54	4	191
M62-5	5	22	74	9	32	15	70	9		66	4	271
M62-6	6	26	85	11	38	17	81	11		77	4	376
M62-8	8	30	103	12	26	19	99	12		95	4	548
M62-10	10	36	118	14	32	22	114	14		110	4	844
M62-12	12	36	130	14	36	22	126	14		122	4	870
M62-14	14	40	145	17	37	25	140	17		135	5	1359
M62-16	16	45	156	19	39	27.5	151	19		146	5	1543
M62-18	18	50	171	21	44	30	166	21		161	5	2417
M62-20	20	54	185	22	48	32	180	22		175	5	2818
M62-22	22	60	199	24	51	35	194	24		189	5	3590
M62-24	24	64	212	26	54	37	207	26		202	5	3916
M62-26	26	68	235	27	60	39	230	27		225	5	4770
M62-28	28	72	268	29	71	41	263	29		258	5	5390
M62-30	30	78	278	32	73	44	273	32		268	5	7679

-Consult Factory-

• All dimensions are in inches. All weights are in pounds. Weights are approximate.  
 • Listed sound data is based on typical performance and should not be considered absolute.  
 • \*See [nomenclature guide](#) for additional information on part number creation.





# EXTREME CHAMBER SILENCER

## 40 to 55 dBA Noise Reduction

### M72 OVERVIEW

The M72 is engineered for areas requiring extreme grade noise reductions and is a reactive and absorptive silencer designed to achieve maximum attenuation as well as minimize radiated noise from breakout, without resorting to multiple silencers in series or custom designed silencers.


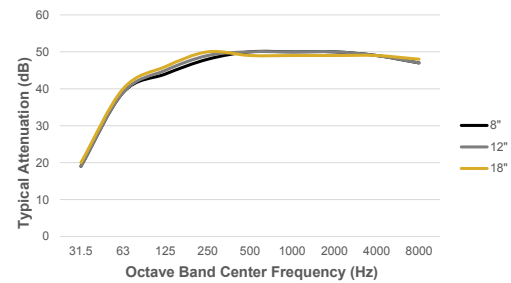
Typical application: Internal combustion engine exhausts in extremely low background noise areas, such as residential or hospital locations away from busy streets.

### FEATURES

- Advanced acoustical design
- Heavy duty, all welded construction and long service life
- Easily installed in any position
- High heat silicone black finish
- Connections: Sizes 3.5 and under MNPT, 4 and up ANSI pattern flanged
- Sizes 6 and under are two chambered, 8 and above are three chambers
- Drain connection

### OPTIONS / ACCESSORIES

- Explosion relief cover
- Flexible connectors
- Companion flanges
- Cleanout openings
- Custom inlet/outlet size, location and multiple orientations available
- Horizontal or vertical support arrangements
- Aluminized steel, Stainless Steel 304 or 316 construction available
- Special paints and finishes available
- Complete range of exhaust accessories



M72												
Part No.*	Size / ØC	ØA	B	N Min	N Max	O	P	R Min	R Max	S	H	Est Wt
M72-1.5	1.5	12	60	5		9	57	5		54	3	188
M72-2	2	12	64	6		9	61	6		58	3	204
M72-2.5	2.5	14	70	7		10	67	7		64	3	264
M72-3	3	16	74	7		11	71	7		68	3	329
M72-3.5	3.5	18	78	8		12	75	8		72	3	389
M72-4	4	22	84	8		15	80	8		76	4	498
M72-5	5	26	97	10		17	93	10		89	4	698
M72-6	6	30	110	12		19	106	12		102	4	944
M72-8	8	36	134	13		22	130	13		126	4	1511
M72-10	10	40	150	15		24	146	15		144	4	1910
M72-12	12	40	158	15		24	154	15		150	4	2084
M72-14	14	45	174	18		27.5	169	18		164	5	2549
M72-16	16	50	194	21		30	189	21		184	5	3237
M72-18	18	54	208	23		32	203	23		198	5	3944
M72-20	20	60	226	25		35	221	25		216	5	5443
M72-22	22	64	228	26		37	223	26		218	5	6006
M72-24	24	68	233	27		39	228	27		223	5	6638
M72-26	26	72	234	29		41	229	29		224	5	7196
M72-28	28	78	244	30		44	239	30		234	5	9513
M72-30	30	84	254	32		47	249	32		244	5	10807

- All dimensions are in inches. All weights are in pounds. Weights are approximate.
- Listed sound data is based on typical performance and should not be considered absolute.
- \*See [nomenclature guide](#) for additional information on part number creation.



# SUPER EXTREME CHAMBER SILENCER

## 45 to 60 dBA Noise Reduction

### M82 OVERVIEW

The M82 is engineered for the highest degree of silencing in areas requiring super extreme grade noise reductions. The M82 is presently the top-of-the-line reactive and absorptive silencer designed to achieve maximum attenuation as well as minimize radiated noise from breakout, without resorting to multiple silencers in series or custom designed silencers.

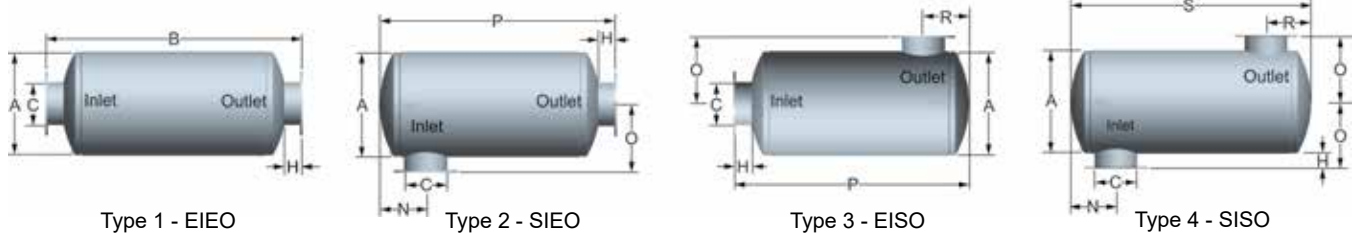
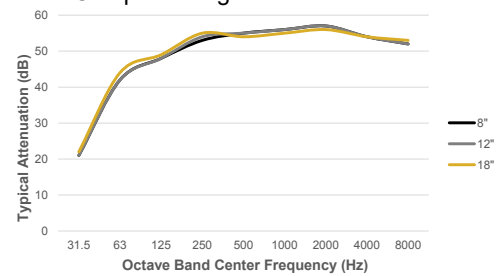
Typical application: Internal combustion engine exhausts in extremely low background noise areas, such as residential or hospital locations away from busy streets.

### FEATURES

- Advanced acoustical design
- Heavy duty, all welded construction and long service life
- Easily installed in any position
- High heat silicone black finish
- Connections: Sizes 3.5 and under MNPT, 4 and up ANSI pattern flanged
- Sizes 6 and under are two chambered, 8 and above are three chambers
- Drain connection

### OPTIONS / ACCESSORIES

- Explosion relief cover
- Flexible connectors
- Companion flanges
- Cleanout openings
- Custom inlet/outlet size, location and multiple orientations available
- Horizontal or vertical support arrangements
- Aluminized steel, Stainless Steel 304 or 316 construction available
- Special paints and finishes available
- Complete range of exhaust accessories



M82												
Part No.*	Size / ØC	ØA	B	N Min	N Max	O	P	R Min	R Max	S	H	Est Wt
M82-1.5	1.5	18	70	6		12	67	6		64	3	384
M82-2	2	20	74	6		13	71	6		68	3	460
M82-2.5	2.5	20	80	7		13	77	7		74	3	504
M82-3	3	22	84	8		14	81	8		78	3	583
M82-3.5	3.5	24	88	9		15	85	9		82	3	695
M82-4	4	26	94	10		17	90	10		86	4	788
M82-5	5	26	108	11	-Consult Factory-	17	104	11	-Consult Factory-	100	4	913
M82-6	6	30	118	13	-Consult Factory-	19	114	13	-Consult Factory-	110	4	1172
M82-8	8	36	134	14	-Consult Factory-	22	130	14	-Consult Factory-	126	4	1715
M82-10	10	40	150	16	-Consult Factory-	24	146	16	-Consult Factory-	142	4	2164
M82-12	12	40	158	16	-Consult Factory-	24	154	16	-Consult Factory-	150	4	2356
M82-14	14	45	174	19	-Consult Factory-	27.5	169	19	-Consult Factory-	164	5	3017
M82-16	16	50	194	22	-Consult Factory-	30	189	22	-Consult Factory-	184	5	3805
M82-18	18	54	208	24	-Consult Factory-	32	203	24	-Consult Factory-	198	5	4502
M82-20	20	60	226	26	-Consult Factory-	35	221	26	-Consult Factory-	216	5	6185
M82-22	22	64	228	27	-Consult Factory-	37	223	27	-Consult Factory-	218	5	7086
M82-24	24	68	233	28	-Consult Factory-	39	228	28	-Consult Factory-	223	5	7810
M82-26	26	72	234	30	-Consult Factory-	41	229	30	-Consult Factory-	224	5	8419
M82-28	28	78	244	31	-Consult Factory-	44	239	31	-Consult Factory-	234	5	11045
M82-30	30	84	254	33	-Consult Factory-	47	249	33	-Consult Factory-	244	5	12545

• All dimensions are in inches. All weights are in pounds. Weights are approximate.  
 • Listed sound data is based on typical performance and should not be considered absolute.  
 • \*See [nomenclature guide](#) for additional information on part number creation.

