

LOW PRESSURE DROP/TURBO SILENCER

13 to 16 dBA Noise Reduction

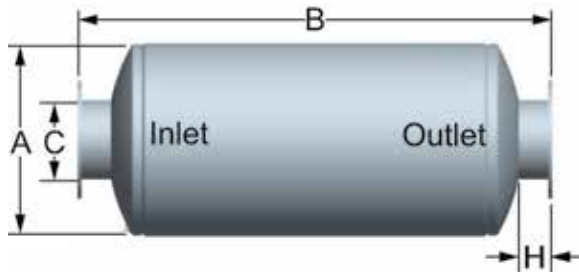
MT22 OVERVIEW

The MT22 silencer is engineered to provide silencing in areas where background noise is relatively high and moderate silencing is needed, and back pressure requirements call for a low pressure drop silencer.

Typical Applications: Internal combustion engine intakes and exhausts, as well as turbo charged reciprocating engines with low allowable back pressure

FEATURES

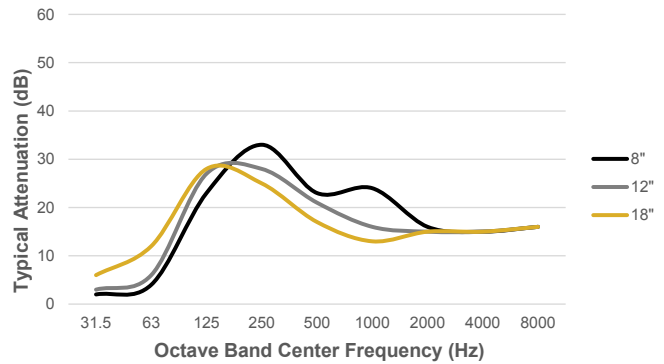
- Advanced acoustical design
- All welded construction and long service life
- Easily installed in any position
- High heat silicone black finish
- Two chambers
- Drain connection



Type 1 - EIEO

OPTIONS / ACCESSORIES

- Explosion relief cover
- Flexible connectors
- Companion flanges
- Cleanout openings
- Custom inlet/outlet size, location and multiple orientations available
- Horizontal or vertical support arrangements
- Aluminized steel, Stainless Steel 304 or 316 construction available
- Special paints and finishes available
- Complete range of exhaust accessories



| MT22 | | | | | |
|-----------|-----------|----|-----|---|--------|
| Part No.* | Size / ØC | ØA | B | H | Est Wt |
| MT22-4 | 4 | 14 | 36 | 4 | 64 |
| MT22-5 | 5 | 16 | 43 | 4 | 87 |
| MT22-6 | 6 | 18 | 49 | 4 | 109 |
| MT22-8 | 8 | 22 | 59 | 4 | 181 |
| MT22-10 | 10 | 26 | 64 | 4 | 290 |
| MT22-12 | 12 | 30 | 77 | 4 | 440 |
| MT22-14 | 14 | 36 | 83 | 5 | 593 |
| MT22-16 | 16 | 40 | 90 | 5 | 813 |
| MT22-18 | 18 | 45 | 96 | 5 | 963 |
| MT22-20 | 20 | 50 | 109 | 5 | 1438 |
| MT22-22 | 22 | 54 | 119 | 5 | 1845 |
| MT22-24 | 24 | 60 | 125 | 5 | 2194 |
| MT22-26 | 26 | 64 | 140 | 5 | 2573 |
| MT22-28 | 28 | 68 | 155 | 5 | 2966 |
| MT22-30 | 30 | 72 | 166 | 5 | 3381 |

- All dimensions are in inches. All weights are in pounds. Weights are approximate.
- Listed sound data is based on typical performance and should not be considered absolute.
- *See [nomenclature guide](#) for additional information on part number creation.



LOW PRESSURE DROP/TURBO SILENCER

16 to 19 dBA Noise Reduction

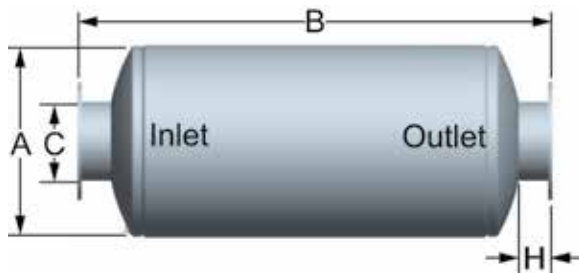
MT32 OVERVIEW

The MT32 silencer is engineered to provide average silencing in areas where some background noise is always present and effective, but not complete silencing is needed, and back pressure requirements call for a low pressure drop silencer.

Typical Applications: Internal combustion engine intakes and exhausts, as well as turbo charged reciprocating engines with low allowable back pressure

FEATURES

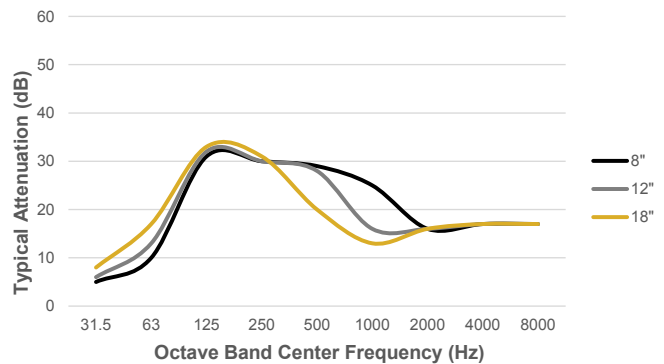
- Advanced acoustical design
- All welded construction and long service life
- Easily installed in any position
- High heat silicone black finish
- Two chambers
- Drain connection



Type 1 - EIEO

OPTIONS / ACCESSORIES

- Explosion relief cover
- Flexible connectors
- Companion flanges
- Cleanout openings
- Custom inlet/outlet size, location and multiple orientations available
- Horizontal or vertical support arrangements
- Aluminized steel, Stainless Steel 304 or 316 construction available
- Special paints and finishes available
- Complete range of exhaust accessories



| MT32 | | | | | |
|-----------|-----------|----|-----|---|--------|
| Part No.* | Size / ØC | ØA | B | H | Est Wt |
| MT32-4 | 4 | 14 | 48 | 4 | 80 |
| MT32-5 | 5 | 16 | 57 | 4 | 109 |
| MT32-6 | 6 | 18 | 63 | 4 | 136 |
| MT32-8 | 8 | 22 | 74 | 4 | 217 |
| MT32-10 | 10 | 26 | 87 | 4 | 377 |
| MT32-12 | 12 | 30 | 102 | 4 | 552 |
| MT32-14 | 14 | 36 | 109 | 5 | 731 |
| MT32-16 | 16 | 40 | 119 | 5 | 1013 |
| MT32-18 | 18 | 45 | 127 | 5 | 1204 |
| MT32-20 | 20 | 50 | 137 | 5 | 1754 |
| MT32-22 | 22 | 54 | 149 | 5 | 2199 |
| MT32-24 | 24 | 60 | 162 | 5 | 2660 |
| MT32-26 | 26 | 64 | 183 | 5 | 3135 |
| MT32-28 | 28 | 68 | 200 | 5 | 3589 |
| MT32-30 | 30 | 72 | 216 | 5 | 4124 |

- All dimensions are in inches. All weights are in pounds. Weights are approximate.
- Listed sound data is based on typical performance and should not be considered absolute.
- *See [nomenclature guide](#) for additional information on part number creation.



LOW PRESSURE DROP/TURBO SILENCER

19 to 22 dBA Noise Reduction

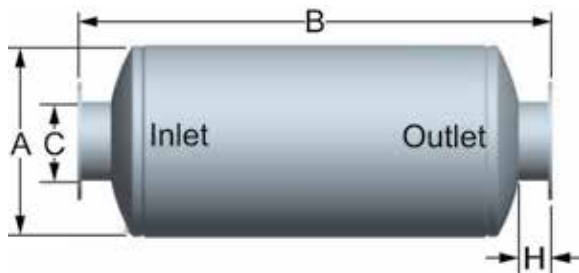
MT42 OVERVIEW

The MT42 silencer is engineered to provide better than average silencing in areas where ambient noise is relatively low, and back pressure requirements call for a low pressure drop silencer.

Typical Applications: Internal combustion engine intakes and exhausts, as well as turbo charged reciprocating engines with low allowable back pressure

FEATURES

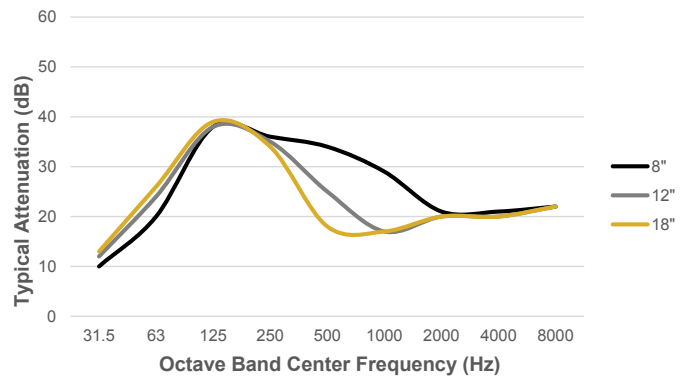
- Advanced acoustical design
- All welded construction and long service life
- Easily installed in any position
- High heat silicone black finish
- Two chambers
- Drain connection



Type 1 - EIEO

OPTIONS / ACCESSORIES

- Explosion relief cover
- Flexible connectors
- Companion flanges
- Cleanout openings
- Custom inlet/outlet size, location and multiple orientations available
- Horizontal or vertical support arrangements
- Aluminized steel, Stainless Steel 304 or 316 construction available
- Special paints and finishes available
- Complete range of exhaust accessories



| MT42 | | | | | | |
|-----------|-----------|----|-----|---|--------|--|
| Part No.* | Size / ØC | ØA | B | H | Est Wt | |
| MT42-4 | 4 | 16 | 51 | 4 | 96 | |
| MT42-5 | 5 | 18 | 62 | 4 | 129 | |
| MT42-6 | 6 | 22 | 69 | 4 | 185 | |
| MT42-8 | 8 | 26 | 82 | 4 | 318 | |
| MT42-10 | 10 | 30 | 102 | 4 | 509 | |
| MT42-12 | 12 | 36 | 112 | 4 | 691 | |
| MT42-14 | 14 | 40 | 120 | 5 | 989 | |
| MT42-16 | 16 | 45 | 126 | 5 | 1182 | |
| MT42-18 | 18 | 50 | 135 | 5 | 1663 | |
| MT42-20 | 20 | 54 | 149 | 5 | 2156 | |
| MT42-22 | 22 | 60 | 157 | 5 | 2563 | |
| MT42-24 | 24 | 64 | 164 | 5 | 2911 | |
| MT42-26 | 26 | 68 | 184 | 5 | 3399 | |
| MT42-28 | 28 | 72 | 205 | 5 | 3921 | |
| MT42-30 | 30 | 78 | 220 | 5 | 5437 | |

• All dimensions are in inches. All weights are in pounds. Weights are approximate.
 • Listed sound data is based on typical performance and should not be considered absolute.
 • *See [nomenclature guide](#) for additional information on part number creation.

LOW PRESSURE DROP/TURBO SILENCER

23 to 25 dBA Noise Reduction

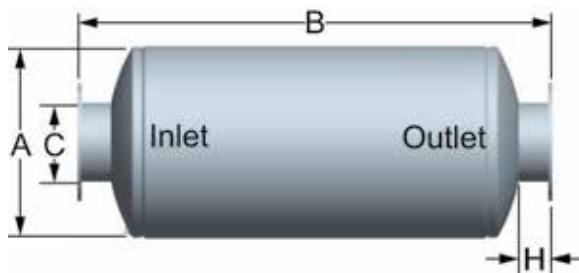
MT52 OVERVIEW

The MT52 silencer is engineered to provide silencing in areas where ambient noise is relatively low, and back pressure requirements call for a low pressure drop silencer.

Typical Applications: Internal combustion engine intakes and exhausts, as well as turbo charged reciprocating engines with low allowable back pressure

FEATURES

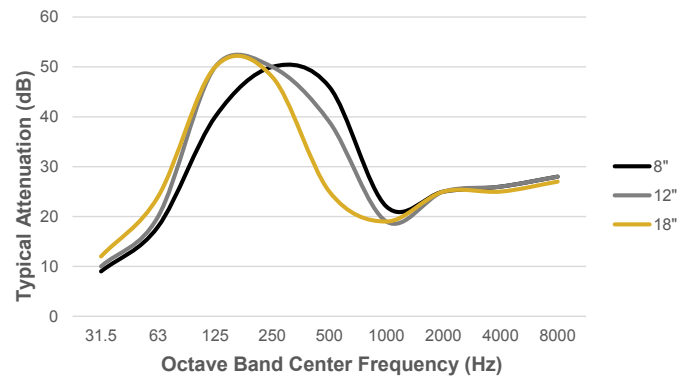
- Advanced acoustical design
- All welded construction and long service life
- Easily installed in any position
- High heat silicone black finish
- Sizes 6 and under have two chambers, 8 and above have three chambers
- Drain connection



Type 1 - EIEO

OPTIONS / ACCESSORIES

- Explosion relief cover
- Flexible connectors
- Companion flanges
- Cleanout openings
- Custom inlet/outlet size, location and multiple orientations available
- Horizontal or vertical support arrangements
- Aluminized steel, Stainless Steel 304 or 316 construction available
- Special paints and finishes available
- Complete range of exhaust accessories



| MT52 | | | | | |
|-----------|-----------|----|-----|---|--------|
| Part No.* | Size / ØC | ØA | B | H | Est Wt |
| MT52-4 | 4 | 18 | 62 | 4 | 120 |
| MT52-5 | 5 | 22 | 74 | 4 | 188 |
| MT52-6 | 6 | 26 | 85 | 4 | 308 |
| MT52-8 | 8 | 30 | 103 | 4 | 525 |
| MT52-10 | 10 | 36 | 118 | 4 | 755 |
| MT52-12 | 12 | 36 | 130 | 4 | 835 |
| MT52-14 | 14 | 40 | 145 | 5 | 1235 |
| MT52-16 | 16 | 45 | 156 | 5 | 1500 |
| MT52-18 | 18 | 50 | 171 | 5 | 2151 |
| MT52-20 | 20 | 54 | 185 | 5 | 2777 |
| MT52-22 | 22 | 60 | 199 | 5 | 3351 |
| MT52-24 | 24 | 64 | 212 | 5 | 3811 |
| MT52-26 | 26 | 68 | 235 | 5 | 4451 |
| MT52-28 | 28 | 72 | 268 | 5 | 5221 |
| MT52-30 | 30 | 78 | 278 | 5 | 7051 |

- All dimensions are in inches. All weights are in pounds. Weights are approximate.
- Listed sound data is based on typical performance and should not be considered absolute.
- *See [nomenclature guide](#) for additional information on part number creation.

