

STRAIGHT THROUGH ACOUSTICALLY PACKED BLOWER

15 to 30 dBA Noise Reduction

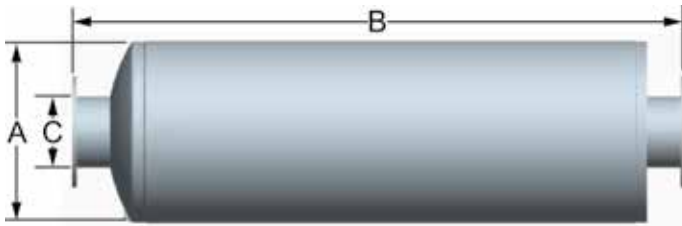
MB11 OVERVIEW

Use for a high degree of high frequency noise attenuation on blower intakes or discharges. This is ideal for residential areas where background noise is relatively low.

Typical applications: Rotary positive blower intake and discharge, vacuum pump intake and discharge, and centrifugal blower intake and discharge

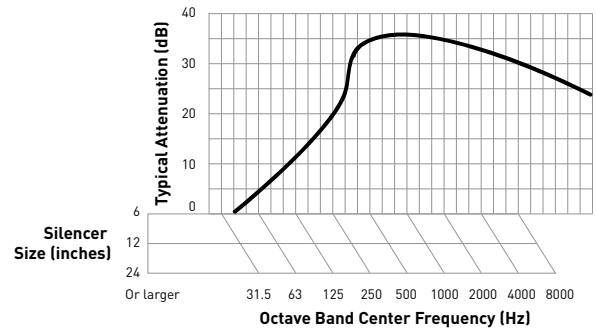
FEATURES

- Advanced acoustical design
- High quality sound absorbing material
- Extra heavy wall, all welded construction
- Prime coated exterior finish
- Sizes 1" through 3.5" have MNPT connections



OPTIONS / ACCESSORIES

- Flexible connectors
- Companion flanges
- Horizontal or vertical support arrangements
- Special paint
- Stainless steel construction
- Complete range of exhaust accessories



MB11				
Part No.*	Size / ØC	ØA	B	Est Wt
MB11-1	1	4.625	16	10
MB11-1.5	1.5	4.625	20	15
MB11-2	2	5.75	24	20
MB11-2.5	2.5	5.75	26	25
MB11-3	3	7	30	40
MB11-3.5	3.5	7	34	45
MB11-4	4	10.25	38	90
MB11-5	5	12	42	120
MB11-6	6	12	48	145
MB11-8	8	14	54	200
MB11-10	10	16	67	315
MB11-12	12	18	79	420
MB11-14	14	20	91	670
MB11-16	16	22	103	840
MB11-18	18	30	71	980
MB11-20	20	36	83	1370
MB11-22	22	36	89	1505
MB11-24	24	40	98	1920
MB11-26	26	45	106	2325
MB11-28	28	45	111	2495
MB11-30	30	50	121	2995

- All dimensions are in inches. All weights are in pounds. Weights are approximate.
- Listed sound data is based on typical performance and should not be considered absolute.
- *See [nomenclature guide](#) for additional information on part number creation.



CHAMBER TYPE BLOWER SILENCER

15 to 30 dBA Noise Reduction

MB21 OVERVIEW

An efficient economical design, the MB21 is useful on blower intakes or discharges. Use an MB21 where some background noise is always present and high degrees of silencing is not required.

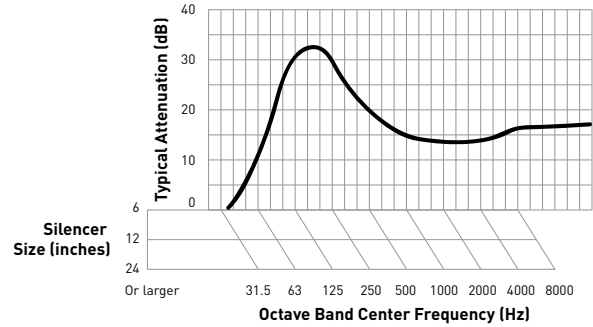
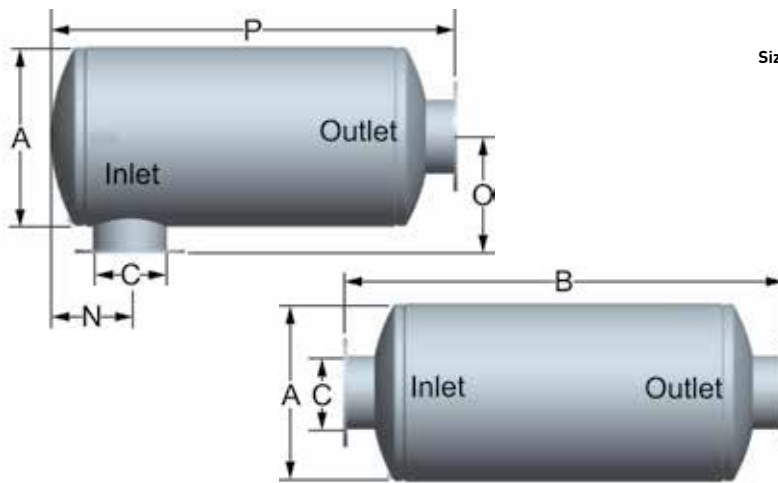
Typical applications: Rotary positive blower intake and discharge (10" size and below)

FEATURES

- Advanced acoustical design
- Prime coated exterior finish

OPTIONS / ACCESSORIES

- Stainless steel or monel construction
- Flanged connections
- Standard pipe size necks
- Horizontal or vertical support arrangements
- Special paint
- Complete range of exhaust accessories



MB21								
Part No.*	Size / ØC	ØA	B	N Min	N Max	O	P	Est Wt
MB21-4	4	14	48	5.5	22	10	45	110
MB21-5	5	16	55	6.5	25	11	52.25	120
MB21-6	6	18	63	7	29.5	12	60.25	170
MB21-8	8	22	76	8.5	36.5	14	73.5	285
MB21-10	10	26	91	10.5	43	16.5	88	460
MB21-12	12	30	109	12	53	18.5	106.25	745
MB21-14	14	36	102	14	48	21.5	99.25	965
MB21-16	16	40	119	17	56	23.5	116.5	1340
MB21-18	18	45	127	19	60	26.5	124	1850
MB21-20	20	50	144	21	69	29	141.25	2175
MB21-22	22	54	161	22	78	31	158.5	2650
MB21-24	24	60	165	24	79	34	162.25	3400
MB21-26	26	64	183	26	89	36	180.5	3850
MB21-28	28	68	200	27	98	38	197.75	4840
MB21-30	30	72	216	29	107	40	213.75	5150

• All dimensions are in inches. All weights are in pounds. Weights are approximate.
 • Listed sound data is based on typical performance and should not be considered absolute.
 • *See [nomenclature guide](#) for additional information on part number creation.

COMBINATION ACOUSTICALLY PACKED CHAMBER BLOWER

25 to 30 dBA Noise Reduction

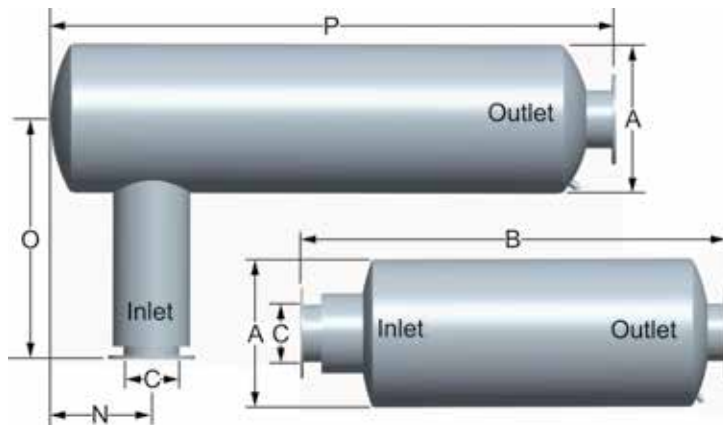
MB31 OVERVIEW

The MB31 provides the highest degree of overall noise attenuation on blower intakes or discharges. Use an MB31 where background noise is extremely low and the best degree of silencing is required.

Typical applications: Rotary positive blower intake and discharge

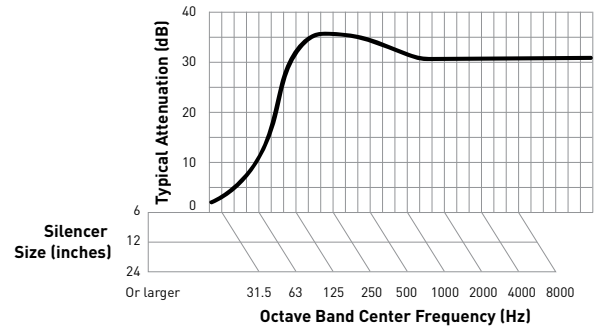
FEATURES

- Advanced acoustical design
- High quality sound absorbing material
- Packed inlet
- Prime coated exterior finish



OPTIONS / ACCESSORIES

- Stainless steel or monel construction
- Flanged connections
- Standard pipe size necks
- Horizontal or vertical support arrangements
- Special paint
- Complete range of exhaust accessories



MB31

Part No.*	Size / ØC	ØA	B	N Min	N Max	O	P	Est Wt
MB31-4	4	14	52	8.5	19	23	45	150
MB31-5	5	16	60	10	21.5	26	52.25	195
MB31-6	6	18	69	10	26.5	30	60.25	250
MB31-8	8	22	84	11	33.5	36	73.5	380
MB31-10	10	26	101	13.5	40	43	88	620
MB31-12	12	30	121	15	50	51	106.25	1030
MB31-14	14	36	115	18	44	52	99.25	1230
MB31-16	16	40	135	20	53	59	116.5	1815
MB31-18	18	45	140	25	54	58	124	2750
MB31-20	20	50	159	26	64	59	141.25	3210
MB31-22	22	54	177	29	71	60	154.25	3895
MB31-24	24	60	184	30	73	60	162.25	4330
MB31-26	26	64	204	31	84	60	180.5	5005
MB31-28	28	68	223	33	92	62	197.75	6625
MB31-30	30	72	241	34	102	62	213.75	7315
MB31-32	32	76	250	36.5	102.5	64	220.75	8415
MB31-34	34	82	252	37.5	102.5	64	220.5	8995
MB31-36	36	86	254	37.5	102.5	65	221	9485

- All dimensions are in inches. All weights are in pounds. Weights are approximate.
- Listed sound data is based on typical performance and should not be considered absolute.
- *See [nomenclature guide](#) for additional information on part number creation.

